

# Finger-Safe Power Distribution Blocks



The next step  
in the safety  
evolution

**Circuit Identifications** – Optional marker system allows users to easily ID their circuits.

**“Finger-safe” design** – Fully covered block ensures that no one can touch it. Recessed termination screws and wire openings provide IP-20 grade protection and qualify as “finger-safe” under IEC standards. Fingers simply can’t touch live parts.

**Compact Modularity** – Single, two, three or multiple pole configurations in the most compact footprint.

**DIN rail mounting** – Integral design allows for quick and easy installations on 35mm DIN rail.

**Global Acceptance** – The FSPDB line is UL, CSA and IEC compliant. CE Marking ensures acceptance throughout the European community.

**Mounting Feet** – Means for direct panel mounting provides additional flexibility.

**Easy panel layout adjustments** – Need to make room for another component? Simply release from the DIN rail, reposition and snap on.

**Captive Set Screws** – Unique channel design ensures the captivity of the wire termination set screws. Screws can never be lost.

## Solutions for safer panels

Building on our revolutionary ULTRASAFE™ fuse holders, we've expanded the safety concept to a new line of power distribution blocks — Ferraz Shawmut's Finger-Safe Power Distribution Blocks (FSPDB). Now the features today's panel builders demand are available in a “finger-safe” power distribution block offering global acceptance, a compact footprint, and the snap-on simplicity of DIN rail mounting.

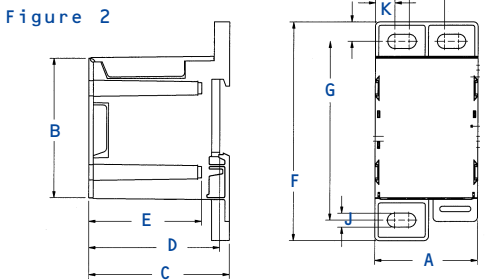
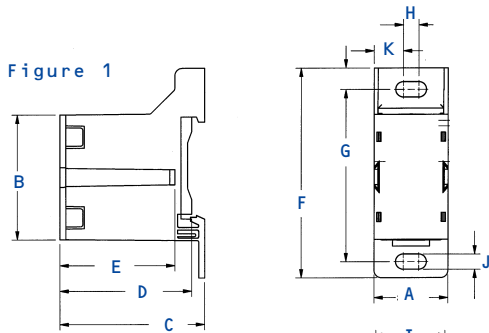
With OSHA's increased scrutiny on safety and the requirements of NFPA 70E, it's critical to provide safer panels. And the best way to do so is to use all “finger-safe” components. This eliminates the need for more costly methods such as mounting plexiglass sheets to cover the entire panel.

Whether it's for new designs or retrofits, when panel builders and OEMs think safety, they think Ferraz Shawmut. And no wonder. With “finger-safe” components ranging from our Socomec line for

the incoming main disconnect switch, our popular ULTRASAFE fuse holders, and our new FSPDB line of power distribution blocks, Ferraz Shawmut has a solution for all your panel's safety needs.

### Your global resource

With products to meet every major global standard and a worldwide sales and service network, Ferraz Shawmut offers a range of solutions unmatched in the industry. Plus technical support from applications specialists and experts on international standards. So whatever and wherever your circuit protection needs may be, there is one company that can meet them all.



## Outline Dimensions


Dimension	FSPDB1A FSPDB1C Figure 1		FSPDB2A FSPDB2C Figure 1		FSPDB3A FSPDB3C Figure 2		FSPDB4A FSPDB4C Figure 1		FSPDB5A FSPDB5C Figure 2	
	mm	in	mm	in	mm	in	mm	in	mm	in
A	25.4	1.00	28.4	1.12	46.9	1.85	39	1.54	72	2.84
B	43.3	1.70	57.8	2.28	64.3	2.53	108	4.25	91	3.58
C	49.5	1.95	56.0	2.21	64.3	2.53	80	3.15	80	3.15
D	45.1	1.78	51.6	2.03	59.8	2.36	75.5	2.97	-	-
E	39.4	1.55	39.4	1.55	51.5	2.03	50.1	1.97	50.1	1.97
F	72.6	2.86	87.7	3.45	100.8	3.97	145.5	5.73	145	5.71
G	59.6	2.35	74.6	2.94	82.4	3.24	120.6	4.75	127.5	5.02
H	5.3	0.21	5.1	0.20	6.5	0.26	7	0.28	3	0.12
I	-	-	-	-	31.5	1.24	-	-	52	2.04
J	5.3	0.21	6.4	0.25	6.5	0.26	6.5	0.26	6.5	0.26
K	10	0.40	11.7	0.46	8.9	0.35	16	0.63	8.5	0.34

**Agency Approvals –**  
UL Recognized  
Component-  
File E73571,  
Guide XCFR2  
CSA Certified-  
Class 6228,  
File 69363  
IEC-947-7-1, 529,  
68-2-6, CE Marked

## Catalog Nomenclature and Ratings

Catalog Number		Ampere Rating (Based on NEC Table 310-16 for 75°C Cu wire)	Line			Load		
Aluminum (90°C Cu/AL wire)	Copper (75°C Cu wire only)		Wire Range		Openings per Pole	Wire Range		Openings per Pole
			AWG/ kcmil	mm <sup>2</sup>		AWG/ kcmil	mm <sup>2</sup>	
FSPDB1A	FSPDB1C	175	2/0-#14	70-2.5	1	2/0-#14	70-2.5	1
FSPDB2A	FSPDB2C	175	2/0-#14	70-2.5	1	#2-#14	35-2.5	4
FSPDB3A	FSPDB3C	310	350-#6 2/0-#14	185-16 70-2.5	1	#2-#14	35-2.5	8
FSPDB4A	FSPDB4C	335	400-#6	185-16	1	400-#6	185-16	1
FSPDB5A	FSPDB5C	840	600-#4	300-25	2	600-#4	300-25	2

**Multiple-Pole Assembly –** If desired for panel mounting, simply snap in accessory pin for rigid fit.



**Cap Plugs –** Convenient accessory provides the ability to maintain touch safety on unused openings.

## Accessories

Catalog No	Description
FSPI N1	Accessory pin to form multiple pole block
FSCI M1	Identification marker for 2/0 & #2 max. conductors
FSCI M2	Identification marker for 350, 400 & 600 kcmil max. conductors
FSCAP1	Cap plug for spare 2/0 openings
FSCAP2	Cap plug for spare 350 kcmil openings
FSEA	Pair of end anchors

## To learn more...

For more information about our new Finger-Safe Power Distribution Block — the next generation in panel safety — visit [ferrazshawmut.com](http://ferrazshawmut.com), contact your Ferraz Shawmut representative, or call us today at 978-462-6662.

**North American Headquarters**

Ferraz Shawmut  
374 Merrimac Street  
Newburyport, MA 01950-1998  
Phone: 978-462-6662  
Fax: 978-462-0181

E-mail: [info@ferrazshawmut.com](mailto:info@ferrazshawmut.com)  
[ferrazshawmut.com](http://ferrazshawmut.com)

**Global Headquarters**

Ferraz Shawmut  
1, rue Jean Novel  
F-69100 Villeurbanne  
France  
Phone: +33 (0)4 72 22 66 11  
Fax: +33 (0)4 72 22 67 13



**Your circuit protection resource.**